

Local Market Update through October 2021

A Research Tool Provided by the Staten Island Board of REALTORS®, Inc.



North Shore

Includes data from New Brighton, Snug Harbor, Livingston, Randall Manor, West Brighton, Port Richmond, Mariners Harbor, Graniteville, Arlington, Bloomfield and Elm Park

+ 5.0%

Year-Over-Year Change in
New Listings

+ 34.2%

Year-Over-Year Change in
Closed Sales

+ 19.0%

One-Year Change in
Median Sales Price*

Last 3 Months

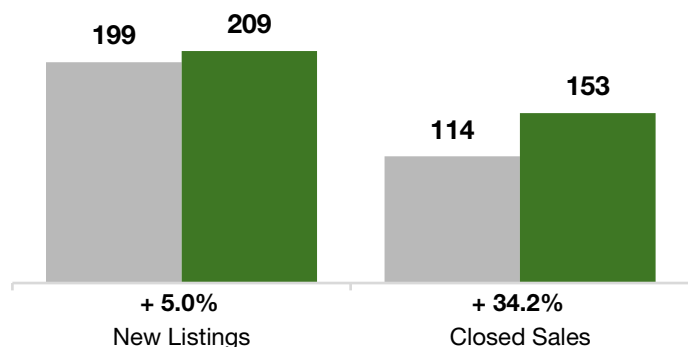
Year to Date

| | Thru 10-2020 | Thru 10-2021 | + / - | Thru 10-2020 | Thru 10-2021 | + / - |
|------------------------------------------|--------------|--------------|---------|--------------|--------------|---------|
| New Listings | 199 | 209 | + 5.0% | 560 | 635 | + 13.4% |
| Pending Sales | 187 | 154 | - 17.6% | 388 | 470 | + 21.1% |
| Closed Sales | 114 | 153 | + 34.2% | 279 | 439 | + 57.3% |
| Lowest Sale Price* | \$125,000 | \$149,900 | + 19.9% | \$120,000 | \$129,900 | + 8.3% |
| Median Sales Price* | \$420,000 | \$500,000 | + 19.0% | \$433,250 | \$480,000 | + 10.8% |
| Highest Sale Price* | \$930,000 | \$1,175,000 | + 26.3% | \$930,000 | \$1,175,000 | + 26.3% |
| Percent of Original List Price Received* | 94.2% | 97.9% | + 4.0% | 94.7% | 96.4% | + 1.8% |
| Inventory of Homes for Sale | 237 | 188 | - 20.8% | -- | -- | -- |
| Months Supply of Inventory | 6.7 | 4.0 | - 40.1% | -- | -- | -- |

* Does not account for sale concessions and/or down payment assistance. Note: Activity for one month can sometimes look extreme due to small sample size.

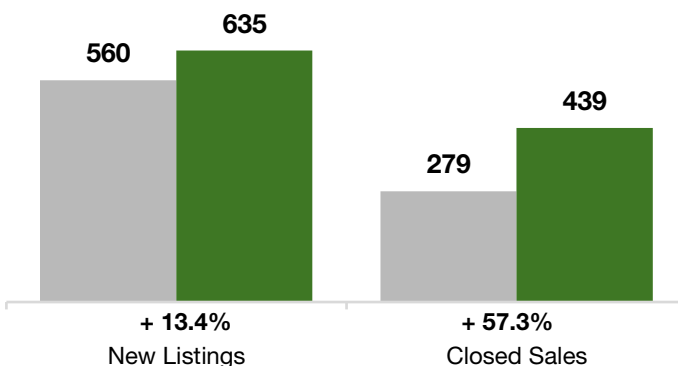
Last 3 Months

■ Thru 10-2020
■ Thru 10-2021

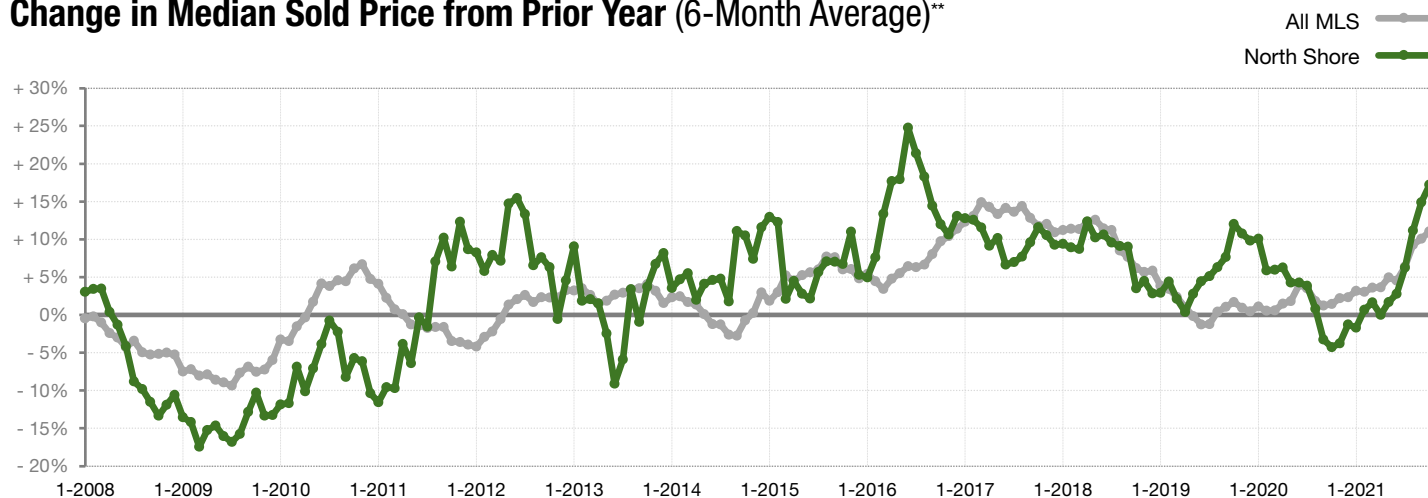


Year to Date

■ Thru 10-2020
■ Thru 10-2021



Change in Median Sold Price from Prior Year (6-Month Average)**



**Each dot represents the change in median sales price from the prior year using a 6-month weighted average. This means that each of the 6 months used in a dot are proportioned according to their share of sales during that period. | Current as of November 5, 2021. All data comes from the Staten Island Multiple Listing Service, Inc. Report © 2021ShowingTime.