

Local Market Update through October 2019

A Research Tool Provided by the Staten Island Board of REALTORS®, Inc.



South Shore

Includes data from Annadale, South East Annadale, Arden Heights, Rossville, Woodrow, Huguenot, Princess Bay, Pleasant Plains, Charleston, Richmond Valley and Tottenville

+ 0.3%

Year-Over-Year Change in
New Listings

- 7.6%

Year-Over-Year Change in
Closed Sales

+ 5.2%

One-Year Change in
Median Sales Price*

Last 3 Months

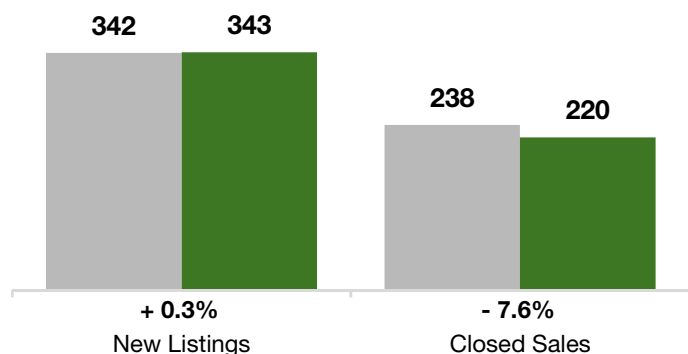
Year to Date

| | Thru 10-2018 | Thru 10-2019 | + / - | Thru 10-2018 | Thru 10-2019 | + / - |
|------------------------------------------|--------------|--------------------|---------|--------------|--------------------|---------|
| New Listings | 342 | 343 | + 0.3% | 1,263 | 1,254 | - 0.7% |
| Pending Sales | 220 | 225 | + 2.3% | 772 | 702 | - 9.1% |
| Closed Sales | 238 | 220 | - 7.6% | 751 | 652 | - 13.2% |
| Lowest Sale Price* | \$208,000 | \$196,388 | - 5.6% | \$208,000 | \$196,388 | - 5.6% |
| Median Sales Price* | \$570,500 | \$599,950 | + 5.2% | \$600,000 | \$605,000 | + 0.8% |
| Highest Sale Price* | \$2,150,000 | \$2,575,000 | + 19.8% | \$2,400,000 | \$2,575,000 | + 7.3% |
| Percent of Original List Price Received* | 96.0% | 94.5% | - 1.5% | 96.0% | 94.7% | - 1.3% |
| Inventory of Homes for Sale | 475 | 485 | + 2.0% | -- | -- | -- |
| Months Supply of Inventory | 6.3 | 7.2 | + 14.7% | -- | -- | -- |

* Does not account for sale concessions and/or down payment assistance. Note: Activity for one month can sometimes look extreme due to small sample size.

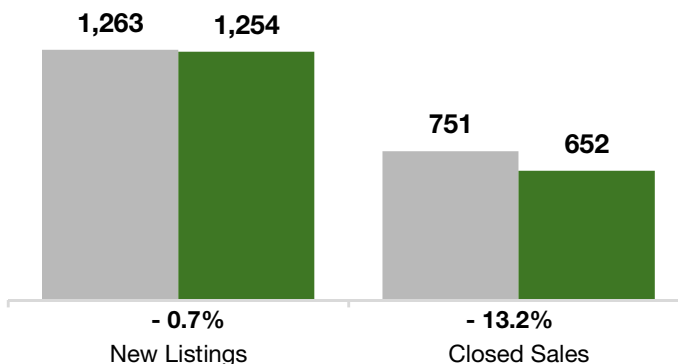
Last 3 Months

■ Thru 10-2018
■ Thru 10-2019

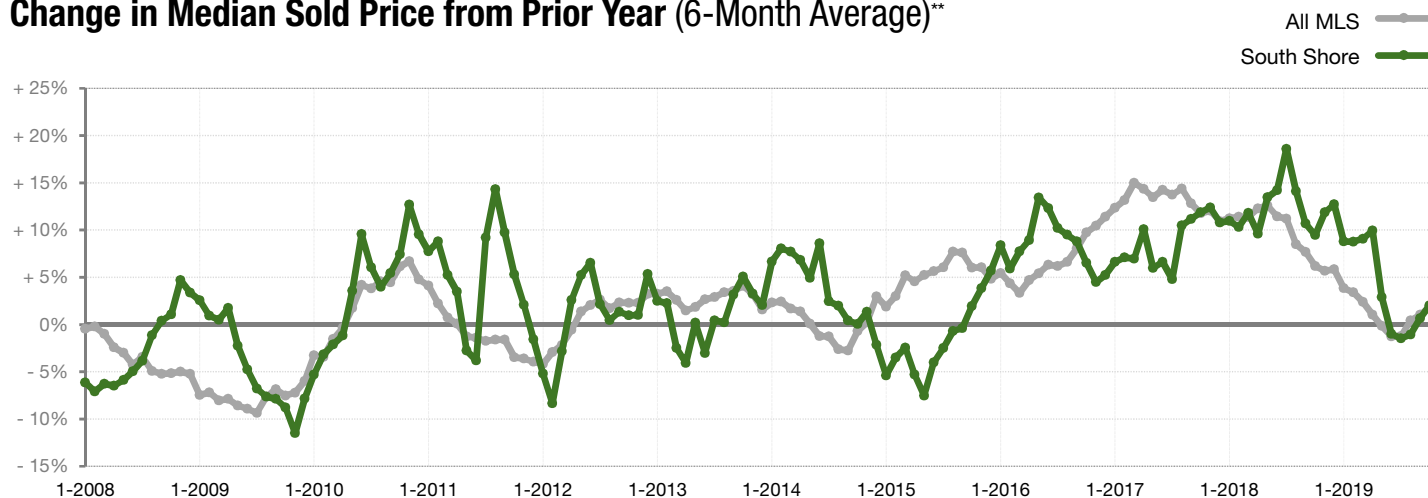


Year to Date

■ Thru 10-2018
■ Thru 10-2019



Change in Median Sold Price from Prior Year (6-Month Average)**



**Each dot represents the change in median sales price from the prior year using a 6-month weighted average. This means that each of the 6 months used in a dot are proportioned according to their share of sales during that period. | Current as of November 5, 2019. All data comes from the Staten Island Multiple Listing Service, Inc. Report © 2019 ShowingTime.