

Local Market Update through July 2018

A Research Tool Provided by the Staten Island Board of REALTORS®, Inc.



North Shore

Includes data from New Brighton, Snug Harbor, Livingston, Randall Manor, West Brighton, Port Richmond, Mariners Harbor, Graniteville, Arlington, Bloomfield and Elm Park

+ 6.4%

Year-Over-Year Change in New Listings

+ 12.6%

Year-Over-Year Change in Closed Sales

+ 9.2%

One-Year Change in Median Sales Price*

Last 3 Months

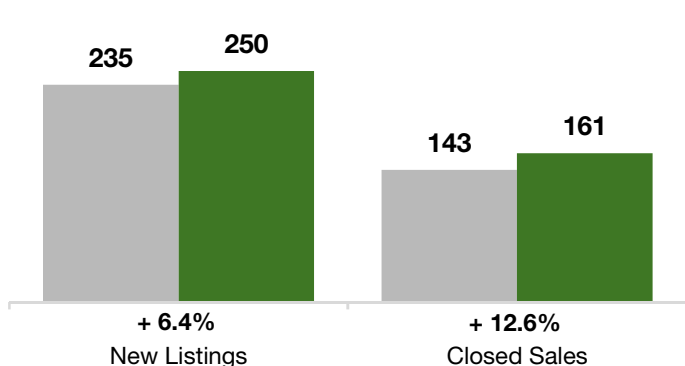
Year to Date

| | Thru 7-2017 | Thru 7-2018 | + / - | Thru 7-2017 | Thru 7-2018 | + / - |
|--|-------------|--------------------|---------|-------------|--------------------|---------|
| New Listings | 235 | 250 | + 6.4% | 504 | 550 | + 9.1% |
| Pending Sales | 162 | 182 | + 12.3% | 344 | 374 | + 8.7% |
| Closed Sales | 143 | 161 | + 12.6% | 331 | 314 | - 5.1% |
| Lowest Sale Price* | \$90,000 | \$95,000 | + 5.6% | \$90,000 | \$95,000 | + 5.6% |
| Median Sales Price* | \$380,000 | \$415,000 | + 9.2% | \$375,000 | \$410,000 | + 9.3% |
| Highest Sale Price* | \$800,000 | \$1,217,000 | + 52.1% | \$800,000 | \$1,217,000 | + 52.1% |
| Percent of Original List Price Received* | 97.4% | 95.7% | - 1.7% | 97.3% | 94.9% | - 2.5% |
| Inventory of Homes for Sale | 276 | 262 | - 5.2% | -- | -- | -- |
| Months Supply of Inventory | 5.9 | 5.4 | - 8.4% | -- | -- | -- |

* Does not account for sale concessions and/or down payment assistance. Note: Activity for one month can sometimes look extreme due to small sample size.

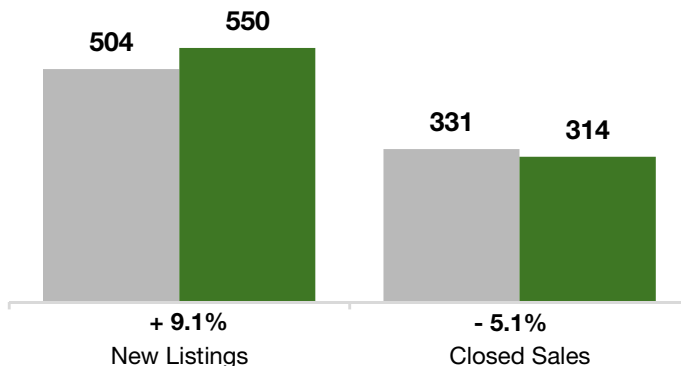
Last 3 Months

■ Thru 7-2017
■ Thru 7-2018



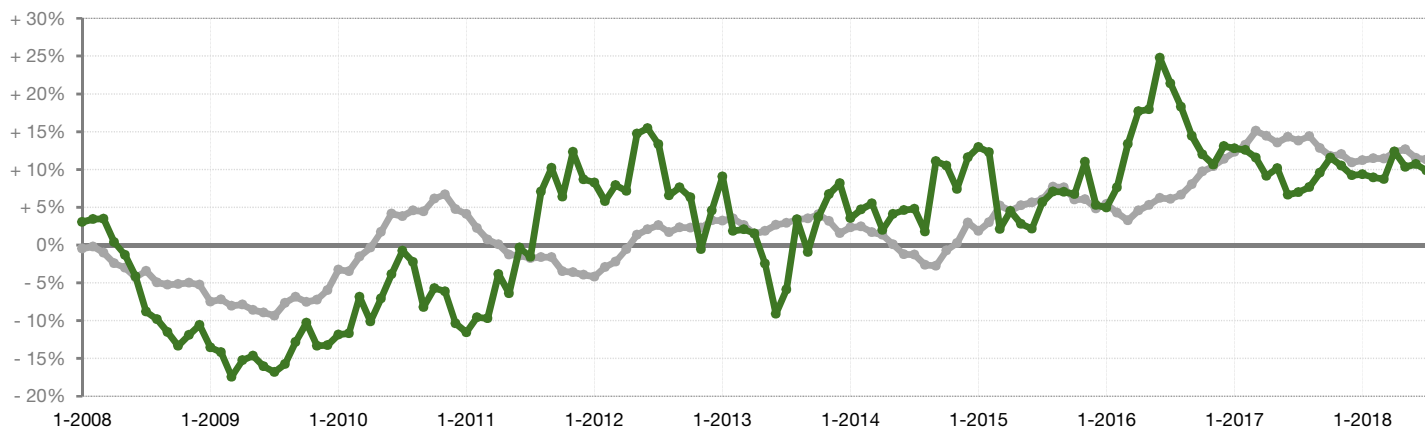
Year to Date

■ Thru 7-2017
■ Thru 7-2018



Change in Median Sold Price from Prior Year (6-Month Average)**

All MLS —
North Shore —



**Each dot represents the change in median sales price from the prior year using a 6-month weighted average. This means that each of the 6 months used in a dot are proportioned according to their share of sales during that period. | Current as of August 5, 2018. All data comes from the Staten Island Multiple Listing Service, Inc. Report © 2018 ShowingTime.